



Series 2 digital force gauges are designed for basic tension and compression force testing applications up to 500 lbf (2,500 N). Peak tension and compression readings are reliably captured via the gauges'  $\pm 0.5\%$  accuracy and 500 Hz sampling rate. A backlit graphic LCD displays the current, peak tension, or peak compression reading.

The gauges are overload protected to 150% of capacity. An ergonomic, reversible aluminum housing allows for hand held use or fixture mounting, rugged enough for applications in both production and laboratory environments. Series 2 gauges are directly compatible with Mark-10 test stands and grips.



< Shown with the included cushioned shipping carton and optional accessories

## Features

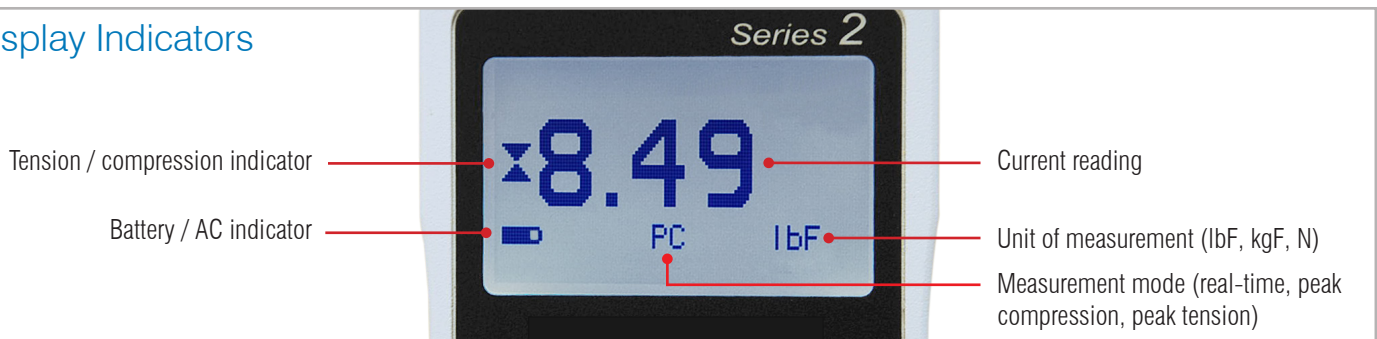
- Calculates peak tension and compression values
- 3 selectable units of measurement
- Ultra-compact, ergonomic housing
- Configurable default measurement unit and mode
- 500 Hz sampling rate
- Large, backlit graphic display with auto-dimming
- Powered by 9V battery or available AC adapter
- Reversible housing for alternate load cell orientation

> Shown with an ES20 test stand with G1061 wedge grips



**3 YEAR WARRANTY**

## Display Indicators



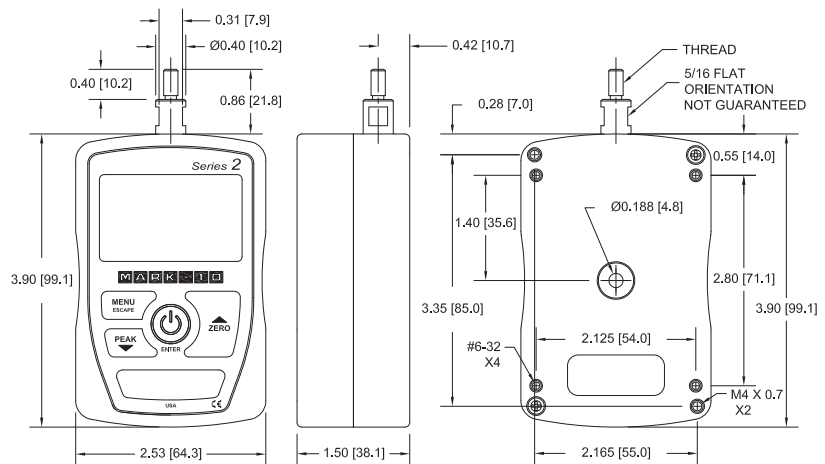
## Specifications

Accuracy:	±0.5% of full scale
Sampling Rate:	500 Hz
Power:	AC or 9V non-rechargeable battery, with multi-step low battery indicator.
Battery life:	Backlight on / off: up to 24 hours / 92 hours of continuous use
Safe overload:	150% of full scale (display shows "OVER" at 110% and above)
Weight:	0.7 lb [0.33 kg] M2-2 – M2-100: 0.7 lb [0.33 kg] M2-200 – M2-500: 0.9 lb [0.41 kg]
Included items:	9V battery, quick-start guide, resource CD, certificate of conformance.
Environmental requirements:	40 – 100°F, max. 96% humidity, non-condensating
Warranty:	3 years (see individual statement for further details)

## Capacity & Resolution

Model	lbF	kgF	N
M2-2	2 x 0.002	1 x 0.001	10 x 0.01
M2-5	5 x 0.005	2.5 x 0.002	25 x 0.02
M2-10	10 x 0.01	5 x 0.005	50 x 0.05
M2-20	20 x 0.02	10 x 0.01	100 x 0.1
M2-50	50 x 0.05	25 x 0.02	250 x 0.2
M2-100	100 x 0.1	50 x 0.05	500 x 0.5
M2-200	200 x 0.2	100 x 0.1	1000 x 1
M2-500	500 x 0.5	250 x 0.2	2500 x 2

## Dimensions in [mm]



	Thread
M2-2 – M2-100	#10-32 UNF
M2-200 – M2-500	5/16-18 UNC

## Optional Items



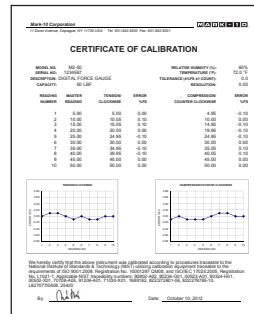
### Carrying case

Cushioned hard plastic carrying case provides storage space for the gauge, AC adapter, and attachments.



### AC adapters

Select from 110V US, 220V Euro, 220V UK, or 220V Australian



### Certificate of calibration

Includes 10 data points in the tension and compression directions. NIST-traceable.



### Attachments

Available individually or as a kit. Select from a hook, flat, cone, chisel, v-groove, and extension rod.



## Ordering Information

Force gauge model numbers are shown in the Capacity & Resolution table above. Optional item part numbers are shown below:

Part No.	Description	Part No.	Description	Part No.	Description
12-1049	Carrying case	CERT	Certificate of calibration with data	G1025	Chisel point, #10-32F
AC1030	AC adapter, 110V US	G1038	Medium hook, #10-32M (requires G1039)	G1027	V-groove, #10-32F
AC1031	AC adapter, 220V Euro	G1039	Coupling, #10-32F/F	G1024	Extension rod, 5", #10-32F
AC1032	AC adapter, 220V UK	G1029	Flat head, #10-32F	23-1031-2	Attachments kit (qty. 1 of G1038 through G1024)
AC1033	AC adapter, 220V Aus	G1026	Cone, #10-32F		